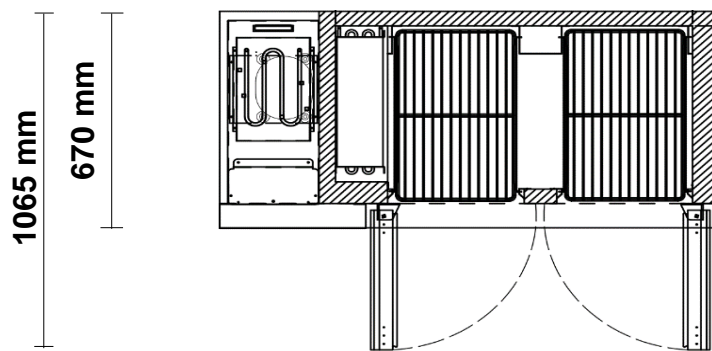
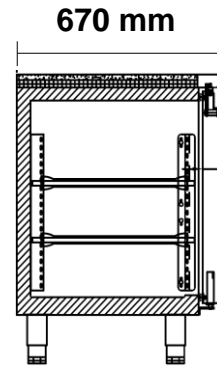
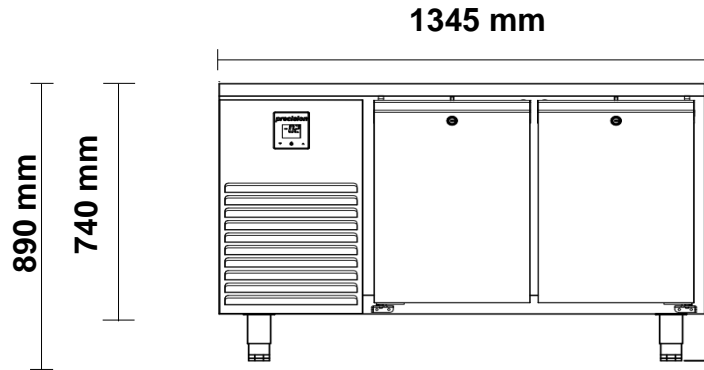


# SPECIFICATIONS

## MCU211-UDD



### 670 Series 2-Door Integral Counter Chiller



### Specifications

|                                    |   |                      |            |
|------------------------------------|---|----------------------|------------|
| Refrigeration system               | Self-contained, side mounted, electronically controlled, refrigeration unit |                      |            |
| Refrigerant                        | R290  | Gas Charge           | 80 g       |
| Electrical                         | 220-240 Volts a.c. 50 Hz  | Amps                 | 1.4 Amps   |
| Nominal capacity                   | 373 Watts @ -10°C SST   |                      |            |
| Drainage                           | Waste heat vaporiser located in service compartment (no plumbing required)  |                      |            |
| Insulation                         | 60mm thick, high density Zero ODP injected polyurethane insulation          |                      |            |
| Cabinet body                       | 304 Stainless Steel Interior & Exterior, Galvanised Steel Back & Base       |                      |            |
| Cabinet temperature range          | -2°C to +4°C up to 43°C ambient   |                      |            |
| kWh/24hr                           | 0.9 kWh   | Star Rating          | tbc        |
| Cabinet internal volume            | 300 litres  | Net usable GN volume | 168 litres |
| Weight                             | 125 kg  | dBA                  | 62         |
| Worktop                            | Removable 40mm stainless steel worktop                                      |                      |            |
| Internal Door / Drawer GN Capacity | 2 x Door: Accepts full GN1/1 pans (325mm wide x 530mm deep)                 |                      |            |
| Doors / Drawer Configuration       | 2 x SS Lockable, Self-closing SS solid doors                                |                      |            |
| Shelves                            | 2 x PVC-coated wire shelves & adjustable tray slides per door               | Total = 4            |            |
| Options                            | Glass Doors, Castors, SS Shelves, LED light, Half or Triple Drawers, etc.   |                      |            |
| Cabinet dimensions                 | External  |                      | Internal   |
| Width                              | 1345 mm   |                      | 825 mm     |
| Depth                              | 670 mm  |                      | 550 mm     |
| Height                             | 700 mm (excl. legs, castors & worktop)                                      |                      | 600 mm     |