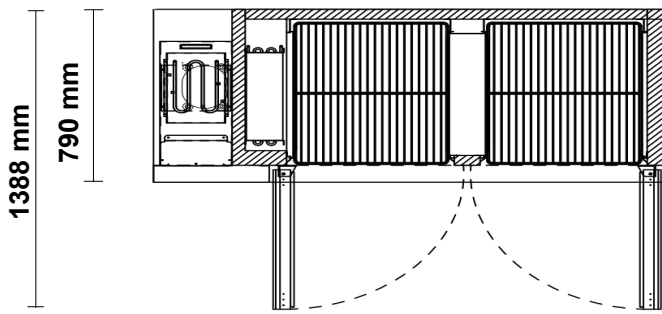
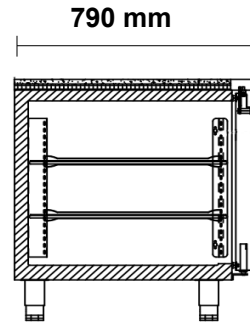
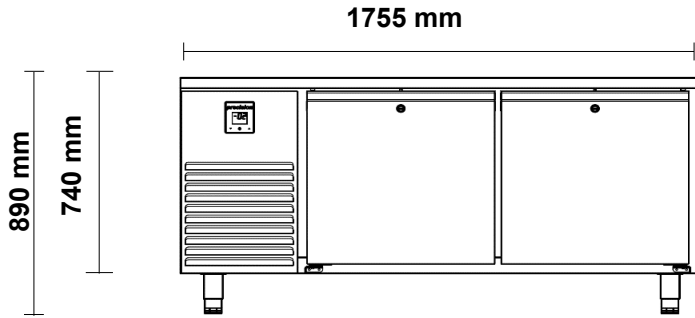


# SPECIFICATIONS

## MCU221-UDD



### 790 Series 2-Door Integral Counter Chiller



### Specifications

|                                    |   |  |            |
|------------------------------------|---|--|------------|
| Refrigeration system               | Self-contained, side mounted, electronically controlled, refrigeration unit |  |            |
| Refrigerant                        | R290  | Gas Charge                             | 80 g       |
| Electrical                         | 220-240 Volts a.c. 50 Hz  | Amps                                   | 2 Amps     |
| Nominal capacity                   | 373 Watts @ -10°C SST   |  |            |
| Drainage                           | Waste heat vaporiser located in service compartment (no plumbing required)  |  |            |
| Insulation                         | 60mm thick, high density Zero ODP injected polyurethane insulation          |  |            |
| Cabinet body                       | 304 Stainless Steel Interior & Exterior, Galvanised Steel Back & Base       |  |            |
| Cabinet temperature range          | -2°C to +4°C up to 43°C ambient   |  |            |
| kWh/24hr                           | tbc   | Star Rating                            | tbc        |
| Cabinet internal volume            | 490 litres  | Net usable GN volume                   | 460 litres |
| Weight                             | 145 kg  | dBa                                    | 62         |
| Worktop                            | Removable 40mm stainless steel worktop                                      |  |            |
| Internal Door / Drawer GN Capacity | 2 x Door: Accepts full GN2/1 pans   |  |            |
| Doors / Drawer Configuration       | 2 x SS Lockable, Self-closing solid door(s)                                 |  |            |
| Shelves                            | 2 x PVC-coated wire shelves & adjustable tray slides per door               |  | Total = 4  |
| Options                            | Glass Doors, Castors, SS Shelves, LED light, Half or Triple Drawers, etc.   |  |            |
| Cabinet dimensions                 | External  |  | Internal   |
|                                    | Width   | 1755 mm                                | 1235 mm    |
|                                    | Depth   | 790 mm                                 | 670 mm     |
|                                    | Height  | 700 mm (excl. legs, castors & worktop) | 600 mm     |